

2/2

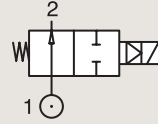
ANTI WATER HAMMER VALVES

PILOT OPERATED

BRASS

PIPE MOUNTING

NORMALLY OPEN



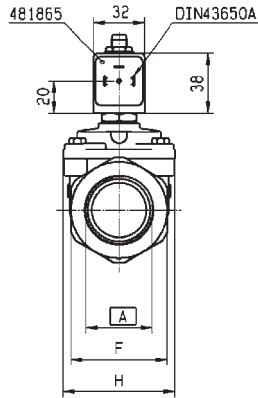
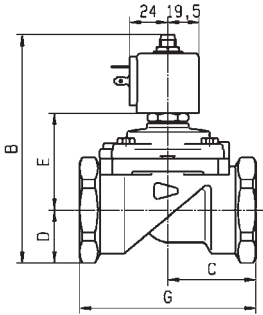
Port size	Orifice Ø	Flow factors			Operating Pressure Differential			Fluid Temp.		Seat Seal	Valve Ref.	Housing Ref.	Coil Ref.	Power		Coil Group	Dwg. No.
		Kv l/min	KV m ³ /h	Qn l/min	Min bar	Max(MOPD) AC bar	DC bar	Min °C	Max °C					AC W	DC W		
3/4"	20	135	8.1	9300	0.3	16	16	-10	100	NBR	322G3610 ₁	2995	481865	8	9	2.1	3442
	20	135	8.1	9300	0.3	16	16	-10	100	NBR	322G3610 ₁	4270	481000	8	8	2.1	3442
1"	25	180	10.8	14000	0.3	16	16	-10	100	NBR	322G3710 ₁	2995	481865	8	9	2.1	3442
	25	180	10.8	14000	0.3	16	16	-10	100	NBR	322G3710 ₁	4270	481000	8	8	2.1	3442
1 1/4"	28	270	16.2	18000	0.3	16	16	-10	100	NBR	322G3810 ₁	2995	481865	8	9	2.1	3442
	28	270	16.2	18000	0.3	16	16	-10	100	NBR	322G3810 ₁	4270	481000	8	8	2.1	3442
1 1/2"	40	425	25.5	31000	0.3	12	12	-10	100	NBR	322G3910 ₁	2995	481865	8	9	2.1	3442
	40	425	25.5	31000	0.3	12	12	-10	100	NBR	322G3910 ₁	4270	481000	8	8	2.1	3442
2"	40	540	32.4	40000	0.3	12	12	-10	100	NBR	322G4010 ₁	2995	481865	8	9	2.1	3442
	40	540	32.4	40000	0.3	12	12	-10	100	NBR	322G4010 ₁	4270	481000	8	8	2.1	3442

Notes:

1. With 4 position selector for controlled closure rate



For this page	Port size	Orifice (mm)	Kv (l/min)	MOPD (bar)	Fluid Temp (°C)
From	3/4"	20	135	12	-10
To	2"	40	540	16	100



	RACCORD	A	B	C	D	E	F	G	H
321/322/E321G36	BSP 3/4"	121	50	23	54	41	100	70	
321/332/E321G37	DSP 1"	121	50	23	54	41	100	70	
321/332/E321G38	BSP 1 1/4"	137.5	55	33	60.5	60	110	70	
321/322/E321G39	BSP 1 1/2"	144	75	35	67	50	140	59	
321/32966/G2966	DNF 1 7/8"	144	75	33	67	60	140	59	
U321A/G2964D...	BSP 2"	156.5	80	41.5	73	75	150	99	

Drawing 3442